

job name:
 type:

18" mel.o iii™ spec sheet 90CRI

driver housing / power head

extruded aluminum with silver anodized or black anodized finish, acts as heat sink as well. also available in painted finishes listed below.

diffuser

parabolic Satinice optimum light diffusion acrylic with .125" P95 white acrylic convex diffuser and .187" P95 clear acrylic (light, matte finish) concave dome.

bottom lens (optional)

P95 frosted bottom lens solvent welded to bottom of parabolic diffuser.

LED module

COB array in 2700K, 3000K, 3500K, or 4000K. (call factory for 5000K) (90+ cri standard). under normal operating conditions, the LEDs employed are rated for >50,000hrs L70 (6.8K) per IES TM-21 from LM-80 test data.

driver

integral, programmable, UL class P, class 2, universal input (120-277v), constant current, 0-10v dimming, 1% minimum dimming level, PF >.9, THD <20%, protections include open and short circuit, overload and over temperature.

mounting

5" dia. spun steel canopy in satin white with single or dual stainless steel cables and field adjustable grippers that allow for exact AFF mounting heights.

premium mountings

colored cloth cord (optional)

extruded aluminum canopy painted to match fixture. ultrathin vertical stainless steel cable and field adjustable gripper that allow for exact AFF mounting heights. cloth-covered power cord color options listed below. cord requires special stripping tool (link).

power over cable (optional)

extruded aluminum canopy painted to match fixture. Class 2 LED powered suspension system that suspends and powers the fixture with thin stainless steel copper-core conductive cables, providing a clean look without the need for a separate power cord. powered suspension requires cable cutter (link) specifically designed to cut stainless steel aircraft cable from 1/32" to 1/8".

emergency

recommend use of inverter (by other). optional WREM: wired for remote EM battery (by other). if using WHPC, SBPC or BKPC cords, 2nd power cord required.



catalog number

P8718					
-------	--	--	--	--	--

size	CCT	lumens	anodized finishes	power cord	options
P8718 18"dia X 17"ht <small>See p.2 for info on P8727</small>	27 2700K 30 3000K 35 3500K 40 4000K	FX 1535 lm LO 2165 lm HI 2980 lm HX 3790 lm CL* xxxx lm <small>*custom lumens consult factory</small>	AN silver anodized ANB anodized black painted finish BS brass BU blue BZ bronze CP champagne GM gun metal MB military blue MW matte white OR orange RD red SS satin silver TG textured gray YO yellow premium finish RAL specify RAL#	WHPC white power cord and canopy BKPC black power cord and canopy SBPC silver braid power cord and white canopy premium (driver canopy required) (not available w/ 12ft option) BUPC blue cloth cord ORPC orange cloth cord PLPC purple cloth cord RDPC red cloth cord WGPC white & gray dot cloth cord POC power over cable	3FT 36" cable 6FT 72" cable 12FT 144" cable* <small>*not available with premium power cords</small> BL frosted acrylic bottom lens VHS 2-point vertical hanging system WREM wired for remote EM battery pack (by other) (see note above) ELD EidoLED** LUT Lutron** <small>**consult factory</small>



job name:
 type:

27" mel.o iii™ spec sheet 90CRI

driver housing / power head

extruded aluminum with silver anodized or black anodized finish, acts as heat sink as well. also available in painted finishes listed below.

diffuser

parabolic Satinice optimum light diffusion acrylic with .125" P95 white acrylic convex diffuser and .187" P95 clear acrylic (light, matte finish) concave dome.

bottom lens (optional)

P95 frosted acrylic bottom lens solvent welded to bottom of parabolic diffuser.

LED module

COB array in 2700K, 3000K, 3500K, or 4000K. (call factory for 5000K) (90+ cri standard). under normal operating conditions, the LEDs employed are rated for >50,000hrs L70 (6.8K) per IES TM-21 from LM-80 test data.

driver

integral, programmable, UL class P, class 2, universal input (120-277v), constant current, 0-10v dimming, 1% minimum dimming level, PF >.9, THD <20%, protections include open and short circuit, overload and over temperature.

mounting

5" dia. spun steel canopy in satin white with single or dual stainless steel cables and field adjustable grippers that allow for exact AFF mounting heights.

premium mountings

colored cloth cord (optional)

extruded aluminum canopy painted to match fixture. ultrathin vertical stainless steel cable and field adjustable gripper that allow for exact AFF mounting heights. cloth-covered power cord color options listed below. cord requires special stripping tool (link).

power over cable (optional)

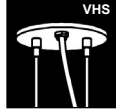
extruded aluminum canopy painted to match fixture. Class 2 LED powered suspension system that suspends and powers the fixture with thin stainless steel copper-core conductive cables, providing a clean look without the need for a separate power cord. powered suspension requires cable cutter (link) specifically designed to cut stainless steel aircraft cable from 1/32" to 1/8".

emergency

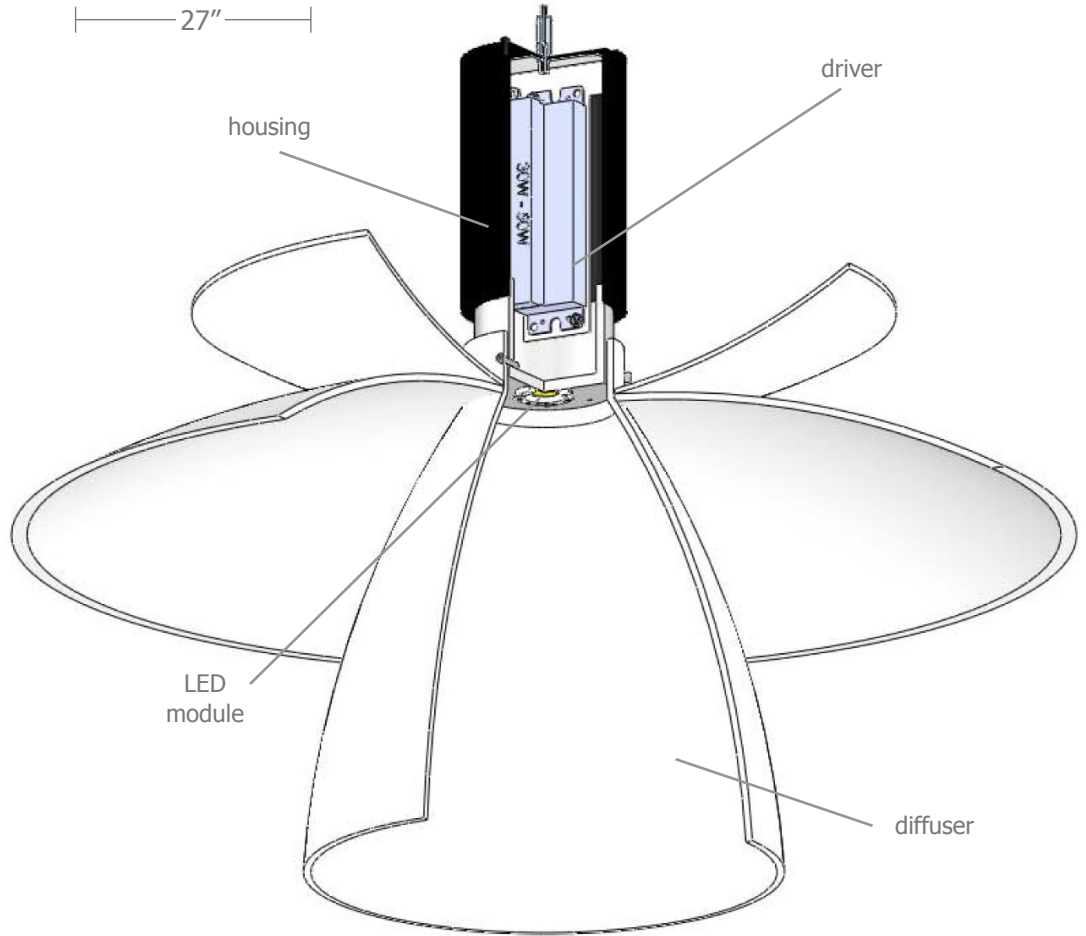


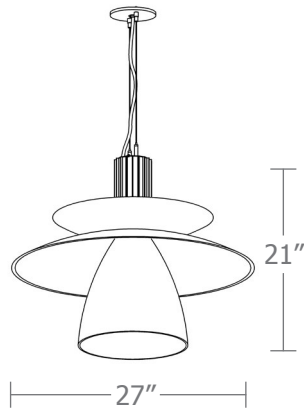
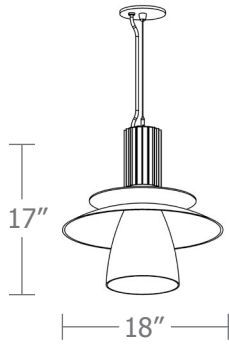
recommend use of inverter (by other). optional WREM: wired for remote EM battery (by other). if using WHPC, SBPC or BKPC cords, 2nd power cord required.




catalog number

P8727					
size	CCT	lumens	anodized finishes	power cord	options
P8727 27"dia X 21"ht	27 2700K	FX 1535 lm	AN silver anodized	WHPC white power cord and canopy	3FT 36" cable
	30 3000K	LO 2165 lm	ANB anodized black	BKPC black power cord and canopy	6FT 72" cable
	35 3500K	HI 2980 lm	Painted finish	SBPC silver braid power cord and white canopy	12FT 144" cable* <small>*not available with premium power cords</small>
	40 4000K	HX 3790 lm	BS brass	premium (driver canopy required) (not available w/ 12ft option)	BL frosted acrylic bottom lens
		CL* xxxx lm <small>*custom lumens consult factory</small>	BU blue	BUPC blue cloth cord	VHS 2-point vertical hanging system
			BZ bronze	ORPC orange cloth cord	WREM wired for remote EM battery pack (by other) (see note above)
			CP champagne	PLPC purple cloth cord	ELD EldoLED**
			GM gun metal	RDPC red cloth cord	LUT Lutron** <small>**consult factory</small>
			MB military blue	WGPC white & gray dot cloth cord	
			MW matte white	POC power over cable	
			OR orange		
			RD red		
			SS satin silver		
			TG textured gray		
			YO yellow		
			premium finish		
			RAL specify RAL#		



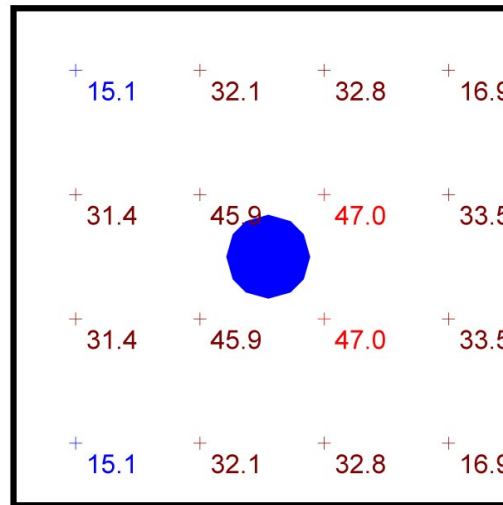


Typical Lighting Layout

Schedule						
Symbol	QTY	Manufacturer	Catalog Number	Description	Lamp	Wattage
	1	Impact Architectural Lighting	P8727 40 HX	12" dia. pendant mel.o.iii luminaire w/ open bottom	4000k 90cri LED	38

- 8' x 8' x 12'H space
- 80/50/20 reflectances
- bottom of fixture at 10' aff
- FC readings at 2.5' aff
- layout conducted using P8727 unit with HX lumen 90 CRI package providing 3790 delivered lumens

Statistics						
Description	Symbol	Avg	Max	Min	Max/Min	Avg/Min
mel.o.iii	+	31.8 fc	47.0 fc	15.1 fc	3.1:1	2.1:1

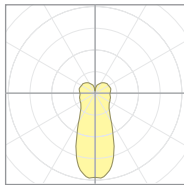


Plan View
Scale - 1" = 2ft

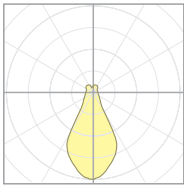
Calculation Table

The application of a Light Loss Factor is required to:

- match the lumen output for the power module specified
- incorporate the increased lumen output due to LED/Driver upgrades



17550
P3508-40LO-BL



17555
P3512-40HI

Cat No	Delivered Lumens*	Watts 120V / 277V	IES File #	LLF to be applied
P8718 FX	1535	14	17549 open	.74
			17550 lensed**	.68
P8718 LO	2165	20	17549 open	1.05
			17550 lensed**	.96
P8718 HI	2980	29	19342 open	.89
			19343 lensed**	.80
P8718 HX	3790	38	19342 open	1.14
			19343 lensed**	1.02
P8727 FX	1535	14	19352 open	.81
			19341 lensed**	.41
P8727 LO	2165	20	19352 open	1.15
			19341 lensed**	.58
P8727 HI	2980	29	17555 open	.93
			19341 lensed**	.79
P8727 HX	3790	38	17555 open	1.19
			19341 lensed**	1.01

*delivered lumens based on 4000K, 90+ cri

**includes optional bottom lens


Powder Coat Paint Finishes



MW matte white




AP anodized paint
AN silver anodized



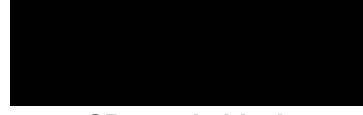
SS satin silver



TG textured gray




FB flat black




SB satin black
ANB anodized black



CP champagne



BZ bronze




GM gun metal



OR orange 2011



BU blue 5017



BS brass



RD red 3020



YO yellow 1018



MB military blue

For accurate color verification, actual finish samples are available upon request.

Premium Finishes*



RAL#

*Available on select series. Consult product submittal for availability.